

SWD-100 and SWD-200

Door Switches

Data Sheet



SWD-100



SWD-200



Optional Rare Earth Magnet

The SWD-100 and SWD-200 Door Switches work in conjunction with Triatek's FMS Room Pressure Controllers and serve as a timed alarm buzzer inhibitor when the room door has been opened.

The SWD-100 is a low-profile surface mount magnetic door switch used mostly with wooden door frames, and features angled terminal blocks for easy installation.

The SWD-200 is a flush mount door switch designed specifically for use on steel doors. The unique housing design features a rugged unibody construction with flexible ribbed sides for a quick, secure installation. The magnet housing isolates the magnet from surrounding steel for maximum gap distances, both make and break.

An optional Rare Earth Magnet is also available. It is designed for use in metal entry/exit doors with a channel in the top of the door. The magnet eliminates the need to cut a mounting hole in the door channel. The flexible magnet housing can be compressed to accommodate a variety of channel widths for quick and easy installation.

FEATURES INCLUDE

- Designed for steel or wood doors
- Prevents nuisance alarms
- Easy to install
- Surface and flush models available
- Constructed of ABS plastic for maximum strength and durability
- Optional Rare Earth Magnet available for door channels

SWD-100 Specifications

SWD-100

Voltage.....30V AC/DC max.

Current..... 0.5 A max.

Power..... 7.5 W max.

SWD-100 Mechanical

Align and attach switch and magnet using tape or screws provided. Strip protective loop wire, twist (if using standard wire), and insert into screw terminals and tighten screws.

SWD-200 Specifications

SWD-200-1(R), SWD-200-2

Voltage.....30V AC/DC max.

Current..... 0.25 A max.

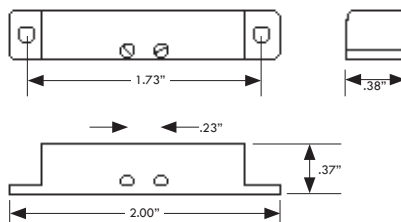
Power..... 3.0 W max.

SWD-200 Mechanical

SPDT Lead Colors:

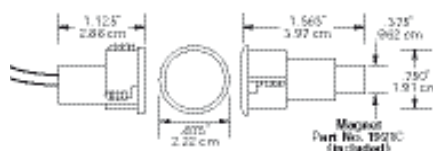
Black: Common, White: Closed Loop, Red: Open Loop

SWD-100 Surface Mount Door Switch



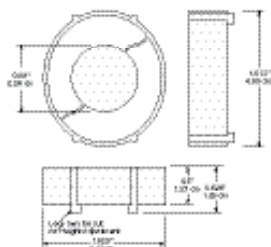
SWD-200-1(R) SWD-200-2 Flush Mount Door Switch

(R) = Rare Earth Magnet



Rare Earth Magnet

Protected by U.S. Patent
5,844,458.



Model Number	Dia.	Loop Type	Elect. Config.	Hole Required		Gap Distance*		
				Contact	Magnet	Wood*	Steel*	Rare Earth
SWD200-1(R)	3/4"	Open or Closed	SPDT	.75" x 1.125"	.75" x 1.563"	7/8"	Up to 3/8"	Up to 5/8"
SWD200-2	3/4"	Open or Closed	SPDT	.75" x 1.125"	.75" x 1.563"	5/8"	Up to 3/8"	

*Gap distances are nominal make distance +/- 20%.

Product specifications are subject to change without notice. Triatek is a registered trademark of Triatek LLC.